

Appendix 11D: Proposed Lighting Layout Plan



Luminaire Location Summary

Luminaire Label	X	Y	Z	Orient	Tit
1 SB031RS	209.879	146.304	5	41.636	5
2 SB031RS	198.315	169.508	5	340	5
3 SB031RS	235.516	191.961	5	200	5
4 SB031RS	211.091	269.153	5	40	5
5 SB031RS	226.671	251.471	5	40	5
6 SB031RS	198.774	294.185	5	40	5
7 STF17568	220.314	284.268	5	320	5
8 SB031RS	198.089	191.943	5	42	5
9 SB031RS	180.759	211.934	5	42	5
10 SB031RS	218.771	190.051	5	312	5
11 SB031RS	198.13	209.21	5	222	5
12 SB031RS	163.075	232.705	5	42	5
13 SB031RS	145.456	253.301	5	42	5
14 SB031RS	127.632	273.491	5	42	5
15 SB031RS	109.877	294.412	5	42	5
16 SB031A2	81.138	321.49	5	310	5
17 SB031A2	158.662	323.533	5	308	0
18 SB031RS	103.431	312.157	5	222	5
19 SB031A2	131.74	300.932	5	310	5
20 SB031A2	140.712	287.786	5	135	5
21 STF17568	159.925	293.658	5	222.267	25
22 SB031RS	250.367	221.765	5	40	5
23 SB031RS	199.321	283.151	5	40	5
24 SB031RS	238.993	237.347	5	40	5
25 STF17568	246.508	261.324	5	312.26	25
26 RL19110	234.848	204.426	4	310.535	0
27 RL19110	243.388	211.737	4	310.535	0
28 RL19110	225.675	206.225	4	220.5	0
29 RL19110	228.713	202.633	4	220.5	0
31 SB031A2	230.618	175.192	5	0	5
32 SB031RS	249.63	163.234	5	132	5
33 SB031RS	270.384	184.272	5	132	5
34 SB031RS	291.234	199.1	5	132	5
35 SB031A2	304.608	217.054	5	222	5
36 STF17568	281.024	245.137	5	132.25	25
37 STF17568	269.571	235.168	5	132.25	25
38 STF17568	281.225	244.961	5	312.26	25
39 STF17568	269.682	235.026	5	312.25	25
40 STF17568	257.803	271.187	5	312.26	25
41 STF17568	257.492	271.432	5	132.25	25
42 STF17568	245.29	261.516	5	132.25	25
43 SB031RS	240.619	302.733	5	220	5
46 SB031A2	180.774	315.206	5	218	0
47 STF17568	163.781	297.568	5	40	25
48 STF17568	171.796	304.252	8	220	25
49 STF17568	187.62	317.335	8	40	25
50 SB031A2	201.249	327.692	5	218	0
52 SB031A2	198.844	209.616	5	40	0
53 STF17568	276.645	213.988	8	220	25
54 STF17568	278.997	214.314	8	40	25
55 STF17568	264.232	224.684	5	312.25	25
56 RL19110	225.06	211.621	4	130.5	0
57 RL19110	236.786	218.894	4	130.5	0
58 SB031RS	252.365	189.787	5	312	5
59 STF17568	186.374	251.846	5	312.26	25
60 STF17568	196.3	260.288	5	312.26	25
61 STF17568	207.431	252.821	5	222.23	25
62 STF17568	223.551	234.421	5	222.23	25
63 STF17568	190.675	239.067	5	40	25
64 STF17568	207.431	219.096	5	40	25
65 STF17568	219.135	213.746	5	132.26	25
66 STF17568	229.823	221.866	5	132.26	25
67 RL19110	145.468	315.461	4	130.5	0
68 RL19110	144.716	311.293	4	130.5	0
69 SB031RS	151.718	277.019	5	310	5
70 SB031A2	147.951	303.118	5	220	5
71 STF17568	215.984	284.512	5	140	5

Calculation Summary

Label	CalcType	Units	Avg	Max	Min	Min/Avg
Circulation Roads 1	Illuminance	Lux	9.77	31	3	0.31
Circulation Roads 2	Illuminance	Lux	10.08	31	4	0.40
Circulation Roads 3	Illuminance	Lux	11.82	49	3	0.25
Circulation Roads 4	Illuminance	Lux	8.45	31	2	0.24

Luminaire Schedule


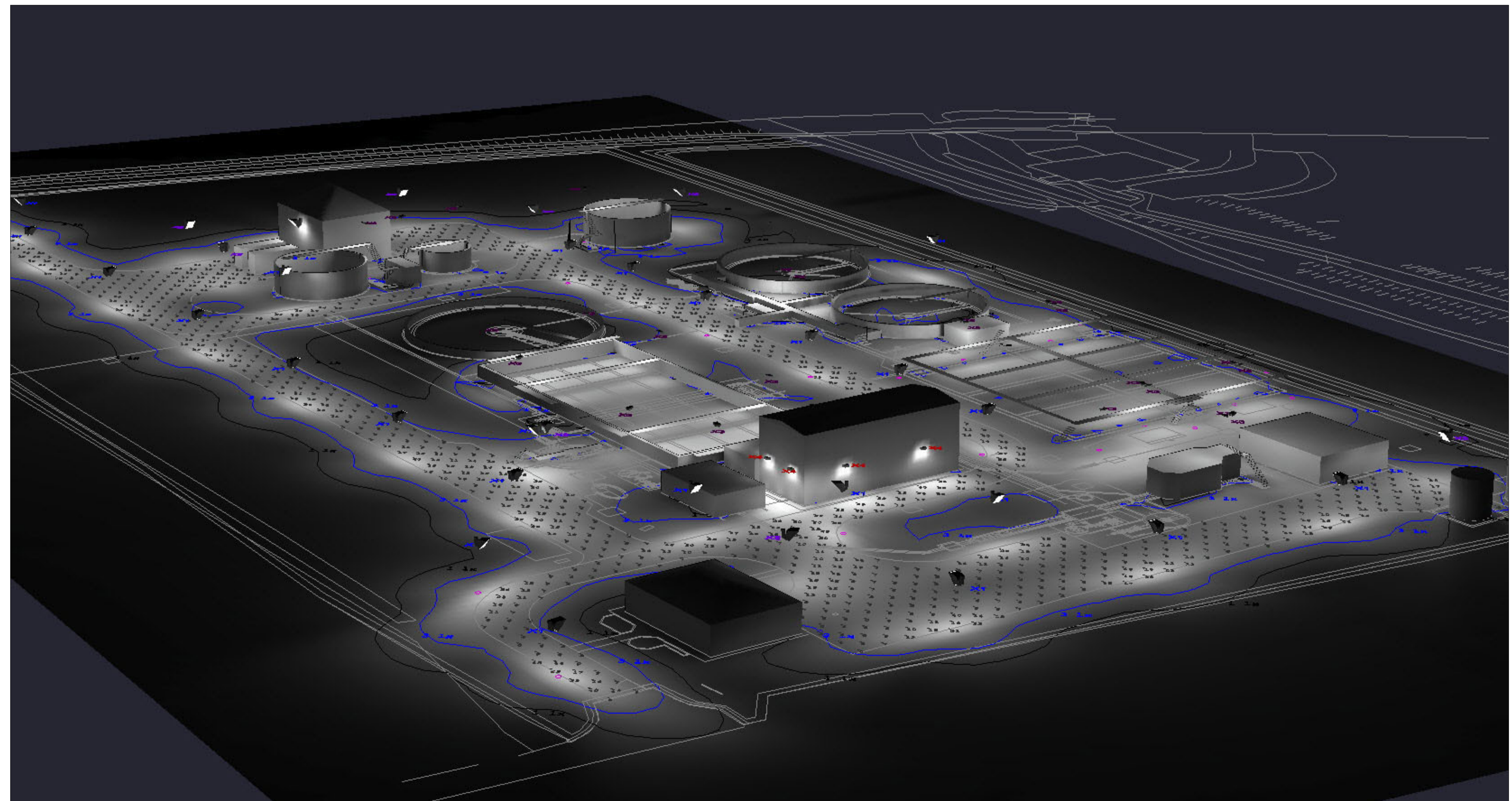
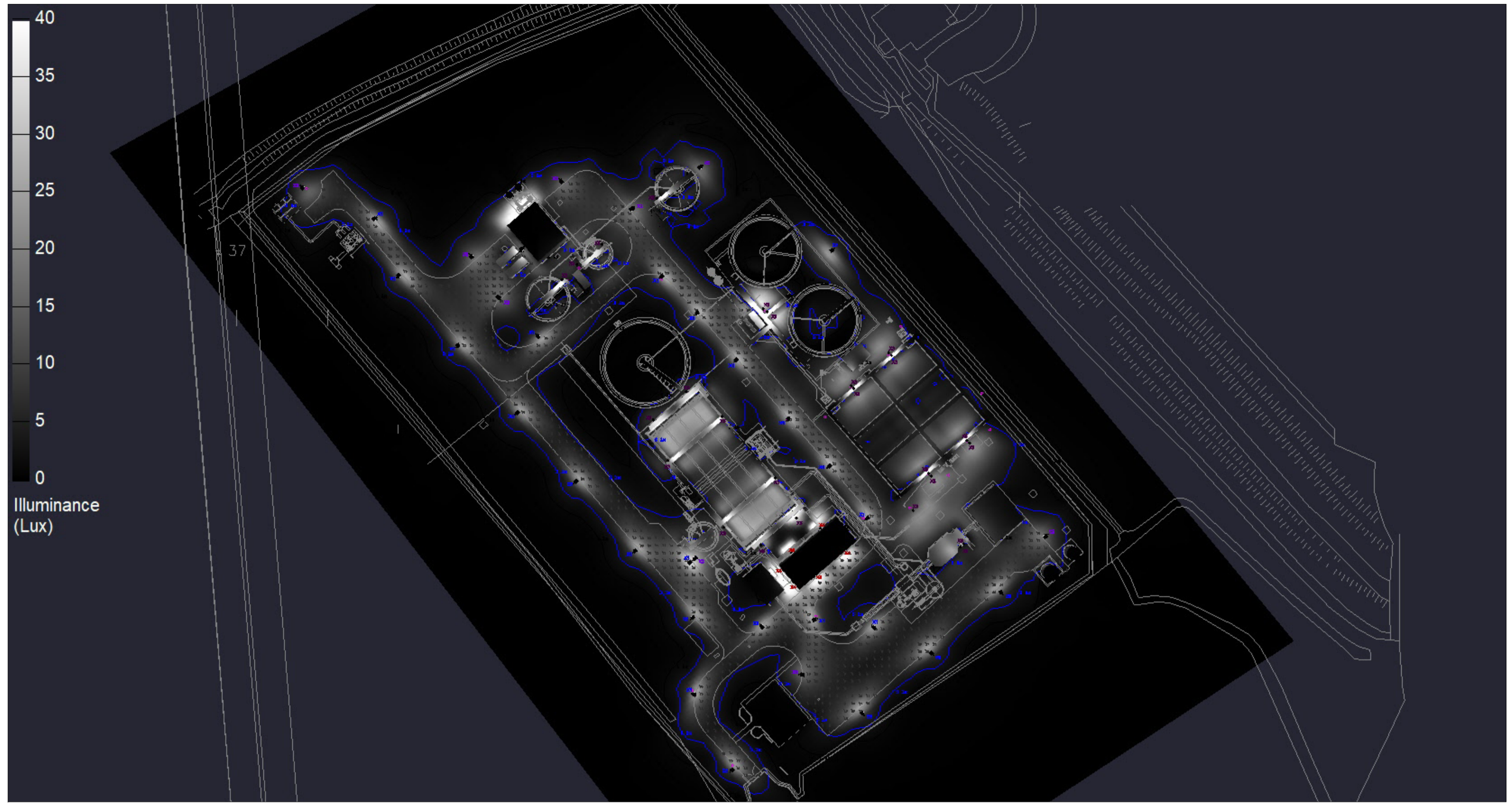
Symbol	Ref	Qty	Label	Description	Lumens	C/Watts	Total MF
□	X1	24	SB031RS	STARBEAM 31W LED 3K ROAD 5 OPTIC	3340	35	0.820
□	X2	10	SB031A2	STARBEAM 31W LED 3K AREA 2 OPTIC	3325	35	0.820
□	X3	25	STF17568	STARFLOOD 34W LED AREA	4575	40	0.820
□	X4	8	RL19110	REALTA 20W LED AREA	2840	23	0.820

Thorlux Lighting
 Thorlux Lighting Ireland Ltd. G5, Riverside Business Park, Manor Road, Dublin 12
 Tel: +353 (0)1 4604608 Fax: +353 (0)1 4604609
 Email: thorlux@thorlux.ie Web: www.thorlux.ie

Client: _____ Contact: _____
 Sales Engineer: _____ Design Engineer: M. Brennan

All measurements in metres and lux.
 Do not scale from this drawing. Product images are indicative.

Date: 08/02/23 Scale: N.T.S. Rev: A1
 Drawing Number: 560582-1 Revision: R1



Project:
Castletroy WWTP

Client:	Contact:	
Sales Engineer:	Design Engineer: M. Brennan	
All measurements in metres and lux. Do not scale from this drawing. Product images are indicative.		
Date: 08/02/23	Scale: N.T.S.	Page #: A1
Drawing Number: 560582-2	Revision: R1	